

SBRT SOLUTION FEET SUPPORT – INDEXED

Article No. : 32317/5

A. GENERAL PRODUCT INFORMATION

The products referred to in these instructions are medical devices, used for patient positioning and immobilisation in radiation therapy.

To attain an optimal result, it is recommended to use this product in combination with Orfit immobilisation products.

B. PRODUCT DESCRIPTION

This feet support is indexed onto the SBRT base plate or used as a standalone support. It can be used in combination with the indexable knee support to form a reproducible patient positioning and immobilisation device. Information on these other parts (and instructions on how to make the masks) can be found in the respective 'instructions for use' and on www.orfit.com.

C. INSTALLATION

C.1 In combination with the SBRT base plate

The feet support comes with 2 indexing cylinders at the bottom. **The indexing cylinders need to be screwed in the bottom plate of the feet support.** The cylinders fit into the leg indexing rail of the SBRT base plate (Figure 1). The exact position can be read using the scale on the SBRT base plate. An arrow on the cushion refers to where it must be read. (Figure 2).




Figure 1




Figure 2

C.2 Standalone feet support

The feet support can also be positioned on a 2-pin indexing bar that is attached to the treatment couch. Two rows of holes are provided on the bottom plate of the feet support. These holes fit over the 2 pins of the indexing bar (Figure 3).

In order to use this set-up, the 2 cylinders need to be screwed out of the base of the feet support.

The exact position can be read on each side of the cushion (Figure 4).




Figure 3




Figure 4

D. STORAGE

Always store the product in a safe place to prevent it from getting damaged. Do not put heavy objects on the cushion and prevent hard objects from falling onto it, because these will cause permanent deformations. Make sure that no sharp objects can come into contact with this cushion. Store the cushion between +10°C (50°F) and 40°C (122°F).

E. PROPERTIES

E.1. Physical Properties

Dimensions: 430 long x 400 wide x 228 mm high
 Weight: 3.1 kg

The following materials are used:

Cushion: 50 kg/m³ Polyether foam with 2K PU coating
 Indexing plate: POM, PEEK screws and rubber feet

This product is made entirely of electrically non-conductive, non-metallic and non-magnetic materials and is MRI safe.



E.2. Mechanical Properties

The chosen materials result in a stable cushion that keeps its dimensions over a long period of time under conditions of frequent use.

The cushions used on the treatment machines are often used more frequently than those on the simulators and during the imaging stages. We therefore recommend rotating the sets between the different machines on a regular base to avoid differences in wear and tear of the cushions.

E.3. Dosimetric Properties

Attenuation (at 6 and 15 MV) and skin build-up (SBU) values:

Attenuation (± 0.15%)		SBU (± 0.1 mm)
6 MV	15 MV	mm H ₂ O equiv.
0.141 %	0.113 %	0.35

These values are all per cm of foam.

Note: Use these numbers as a guidance only. Perform the measurements again in your department to verify these results.

F. MAINTENANCE AND WASTE MANAGEMENT

This product can be cleaned and disinfected by means of an isopropanol based disinfectant, applied with a soft cloth. If unsure about the cleaning fluid, do not use. **Never use aerosol sprays, corrosive cleaning agents, solvents or abrasive detergents. Do not soak the cushion.** Further cleaning instructions can be found in the [Orfit Cleaning Guidelines](#).

Periodic checks of the product should be done to insure the parts are not worn and require repair or replacement. **Do not attempt to make repairs yourself.** Contact your distributor if there are any questions or concerns.

The product can be disposed of with household waste.

G. ADDITIONAL INFORMATION

For additional information such as distributor contact information, product brochures, Safety Data Sheets and regulatory information, please visit our website www.orfit.com.

Note:

It is prohibited to make alterations to this text without prior approval from Orfit Industries. RAYCAST® is a registered trademarks of ORFIT Industries.



ORFIT INDUSTRIES
 Vosveld 9A | B-2110 Wijnegem | Belgium
 T (+32) (0)3 326 20 26
 welcome@orfit.com

www.orfit.com



Ref. No. 50042
 VERSION 7
 LAST UPDATE: 02/04/2021
 REVISION DATE: 02/04/2023